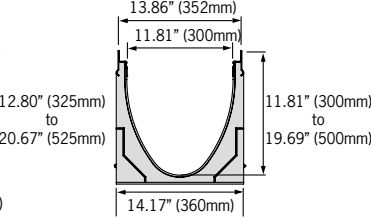
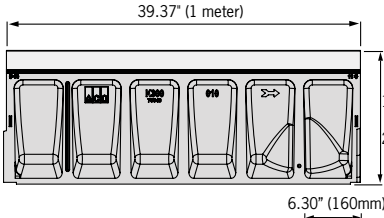
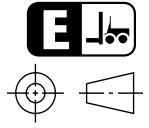
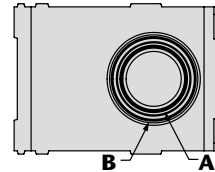
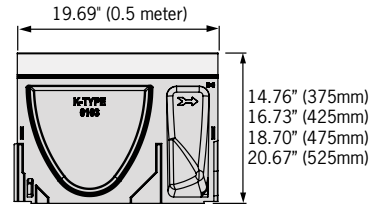


KlassikDrain - K300 Galvanized steel edge rail channel system

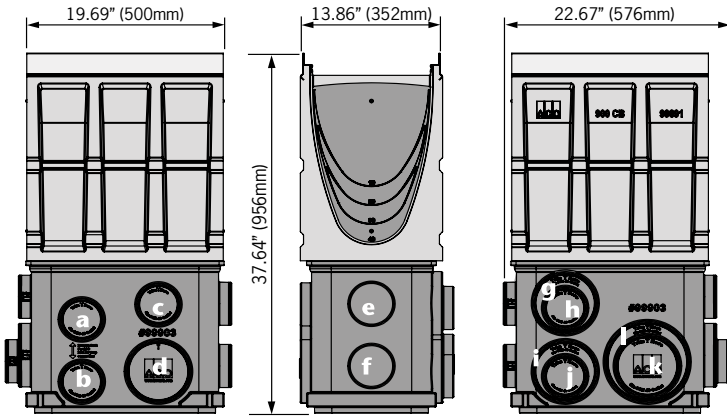
One meter channel



Half meter channel



Type 903G In-line catch basin



Total capacity = 15.59 gallons

Outlet flow rates

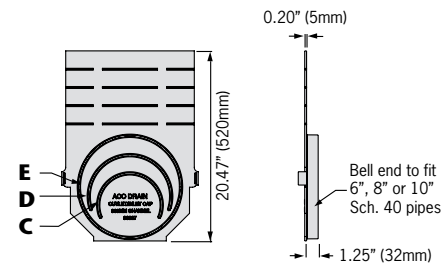
Outlet	Product	Outlet size (Sch. 40)	Invert Depth	GPM	CFS
A	Bottom outlet - K3-00	6" round	11.81"	421	0.94
A	Bottom outlet - K3-040	6" round	19.69"	544	1.21
B	Bottom outlet - K3-00	8" round	11.81"	748	1.67
B	Bottom outlet - K3-040	8" round	19.69"	966	2.15
C	End outlet - K3-00	6" round	11.81"	364	0.81
C	End outlet - K3-40	6" round	19.69"	500	1.11
D	End outlet - K3-10	8" round	13.78"	681	1.52
D	End outlet - K3-40	8" round	19.69"	863	1.92
E	End outlet - K3-20	10" round	15.75"	1116	2.49
E	End outlet - K3-40	10" round	19.69"	1304	2.91
F	Type K3-903G	4" round	29.80"	287	0.64
G	Type K3-903G	4" round	36.29"	319	0.71
H	Type K3-903G	4" round	28.22"	279	0.62
I	Type K3-903G	6" round	36.29"	707	1.57
J	Type K3-903G	4" round	28.37"	280	0.62
K	Type K3-903G	4" round	34.87"	312	0.70
L	Type K3-903G	6" round	29.15"	626	1.40
M	Type K3-903G	4" round	28.59"	281	0.63
N	Type K3-903G	6" round	36.28"	707	1.57
O	Type K3-903G	4" round	35.72"	316	0.70
P	Type K3-903G	6" round	35.72"	701	1.56
Q	Type K3-903G	8" round	36.28"	1237	2.76
R	Type K3-903G	6" round	34.78"	690	1.54
S	Type K3-903G	4" round	27.65"	276	0.61
T	Type K3-903G	4" round	34.36"	310	0.69

Note: These are the pipe flow rates at the specified outlet, **NOT** channel flow rates. *Catch basin flow rates are without trash bucket - using trash bucket reduces flow.

Type 904G In-line catch basin

- Notes:**
- Riser can be cut down in 1" (25mm) increments.
 - Maximum capacity including riser 27.82 gallons.
 - Add 12" (300mm) to all heights if using riser.
 - Outlet flow rates will be higher due to increased depth - contact ACO Sales Office for more details.

End Cap



ACO Specification Information

KlassikDrain - K300 Galvanized steel edge rail channel system



ACO Specification Information

Description	Part No.	Invert		Weight Lbs.	Description	Part No.	Invert		Weight Lbs.
		Inches ^Ø	mm ^Ø				Inches ^Ø	mm ^Ø	
K3-00 Neutral channel - 39.37" (1m)^Ø	76041	11.81	300	132.6	K3-28 Sloped channel - 39.37" (1m)	76028	17.32	440	165.1
K3-1 Sloped channel - 39.37" (1m)	76001	12.01	305	132.6	K3-29 Sloped channel - 39.37" (1m)	76029	17.52	445	166.3
K3-2 Sloped channel - 39.37" (1m)	76002	12.20	310	133.8	K3-30 Sloped channel - 39.37" (1m) ^Ø	76030	17.72	450	167.5
K3-3 Sloped channel - 39.37" (1m)	76003	12.40	315	135.0	K3-030 Neutral channel - 39.37" (1m)^Ø	76047	17.72	450	167.5
K3-4 Sloped channel - 39.37" (1m)	76004	12.60	320	136.2	K3-0303 Neutral channel - 19.69" (0.5m)^Ø	76048	17.72	450	89.5
K3-5 Sloped channel - 39.37" (1m) ^Ø	76005	12.80	325	137.4	K3-31 Sloped channel - 39.37" (1m)	76031	17.91	455	168.7
K3-6 Sloped channel - 39.37" (1m)	76006	12.99	330	138.6	K3-32 Sloped channel - 39.37" (1m)	76032	18.11	460	169.9
K3-7 Sloped channel - 39.37" (1m)	76007	13.19	335	139.8	K3-33 Sloped channel - 39.37" (1m)	76033	18.31	465	171.1
K3-8 Sloped channel - 39.37" (1m)	76008	13.39	340	141.0	K3-34 Sloped channel - 39.37" (1m)	76034	18.50	470	172.3
K3-9 Sloped channel - 39.37" (1m)	76009	13.58	345	142.2	K3-35 Sloped channel - 39.37" (1m) ^Ø	76035	18.70	475	173.5
K3-10 Sloped channel - 39.37" (1m) ^Ø	76010	13.78	350	143.4	K3-36 Sloped channel - 39.37" (1m)	76036	18.90	480	174.7
K3-010 Neutral channel - 39.37" (1m)^Ø	76043	13.78	350	143.4	K3-37 Sloped channel - 39.37" (1m)	76037	19.09	485	175.9
K3-0103 Neutral channel - 19.69" (0.5m)^Ø	76044	13.78	350	75.3	K3-38 Sloped channel - 39.37" (1m)	76038	19.29	490	177.1
K3-11 Sloped channel - 39.37" (1m)	76011	13.98	355	144.6	K3-39 Sloped channel - 39.37" (1m)	76039	19.49	495	178.3
K3-12 Sloped channel - 39.37" (1m)	76012	14.17	360	145.8	K3-40 Sloped channel - 39.37" (1m) ^Ø	76040	19.69	500	179.5
K3-13 Sloped channel - 39.37" (1m)	76013	14.37	365	147.0	K3-040 Neutral channel - 39.37" (1m)^Ø	76049	19.69	500	179.5
K3-14 Sloped channel - 39.37" (1m)	76014	14.57	370	148.2	K3-0403 Neutral channel - 19.69" (0.5m)^Ø	76050	19.69	500	97.7
K3-15 Sloped channel - 39.37" (1m) ^Ø	76015	14.76	375	149.4	K3-903G In-line catch basin - 19.69" (0.5m) ^Ø	94614	37.40	950	88.0
K3-16 Sloped channel - 39.37" (1m)	76016	14.96	380	150.6	K3-904G In-line catch basin - 19.69" (0.5) ^Ø	94635	37.40	950	98.0
K3-17 Sloped channel - 39.37" (1m)	76017	15.16	385	151.8	K3-Series 600 Optional plastic riser	99902	-	-	10.0
K3-18 Sloped channel - 39.37" (1m)	76018	15.35	390	153.0	Foul air trap - fits both 900 & 600 series basins	90854	-	-	1.2
K3-19 Sloped channel - 39.37" (1m)	76019	15.55	395	154.2	Universal end cap	96826	15.71	399	2.5
K3-20 Sloped channel - 39.37" (1m) ^Ø	76020	15.75	400	155.4	K3-Installation device	97479	-	-	4.9
K3-020 Neutral channel - 39.37" (1m)^Ø	76045	15.75	400	155.4	Grate removal tool	01318	-	-	0.3
K3-0203 Neutral channel - 19.69" (0.5m)^Ø	76046	15.75	400	82.3	K3-QuickLok locking bar	10458	-	-	0.7
K3-21 Sloped channel - 39.37" (1m)	76021	15.94	405	156.7					
K3-22 Sloped channel - 39.37" (1m)	76022	16.14	410	157.9					
K3-23 Sloped channel - 39.37" (1m)	76023	16.34	415	159.1					
K3-24 Sloped channel - 39.37" (1m)	76024	16.54	420	160.3					
K3-25 Sloped channel - 39.37" (1m) ^Ø	76025	16.73	425	161.5					
K3-26 Sloped channel - 39.37" (1m)	76026	16.93	430	162.7					
K3-27 Sloped channel - 39.37" (1m)	76027	17.13	435	163.9					

Notes:

- This channel offers a bottom knockout feature; 6" & 8" round
- Inverts shown are for the male end; for female invert depth subtract 5mm (=0.2") from the male invert (except for neutral channels, where it will be same as male invert). To calculate the overall channel depth add 20mm (=0.8") to invert depth.
- This catch basin kit includes a polymer concrete top, removable Quicklok locking bar, trash bucket and plastic base. Select an appropriate grate.
- This catch basin kit includes a polymer concrete top, removable Quicklok locking bar, deep trash bucket, plastic riser and plastic base. Select an appropriate grate.

Specifications		Water absorption	0.07%	cast in by the manufacturer to ensure maximum homogeneity between polymer concrete body and edge rail. Each edge rail shall be at least 3/32" (4mm) thick.
General		Frost proof	YES	Grates Grates shall be specified. See separate ACO Spec Info grate sheets for details. After removal of grates and 'QuickLok' bar there shall be uninterrupted access to the trench to aid maintenance.
The surface drainage system shall be ACO Drain K300 complete with gratings secured with 'QuickLok' locking as manufactured by ACO Polymer Products, Inc. or approved equal.		Salt proof	YES	
Materials		Dilute acid and alkali resistant	YES	
The trench system bodies shall be manufactured from polyester polymer concrete with the minimum properties as follows:		The nominal clear opening shall be 12" (300mm) with overall width of 14.17" (360mm). Pre-cast units shall be manufactured with either an invert slope of 0.5% or with neutral invert and have a wall thickness of at least 0.50" (13mm). Each unit will feature a partial radius in the trench bottom and a male to female interconnecting end profile. Units shall have horizontal cast in anchoring keys on the outside wall to ensure maximum mechanical bond to the surrounding bedding material and pavement surface. The galvanized steel edge rail will be integrally		
Compressive strength:	14,000 psi	Installation The trench drain system shall be installed in accordance with the manufacturer's installation instructions and recommendations.		
Flexural strength:	4,000 psi			

ACO Polymer Products, Inc.

Northeast Sales Office
9470 Pinecone Drive
Mentor, OH 44060
Tel: (440) 639-7230
Toll free: (800) 543-4764
Fax: (440) 639-7235

West Sales Office
825 W. Beechcraft St.
Casa Grande, AZ 85122
Tel: (520) 421-9988
Toll Free: (888) 490-9552
Fax: (520) 421-9899

Southeast Sales Office
4211 Pleasant Road
Fort Mill, SC 29708
Toll free: (800) 543-4764
Fax: (803) 802-1063



Electronic Contact:
info@ACODrain.us
www.ACODrain.us



© September 2017 ACO Polymer Products, Inc. This information is believed to be accurate but it is not guaranteed to be so. We cannot assume liability for results that buyer obtains with our product since conditions of use are beyond the control of the company. It is the customer's responsibility to evaluate suitability and safety of product for his own use. ACO Polymer Products Inc. reserves the right to change the product and specifications without notice.