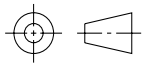


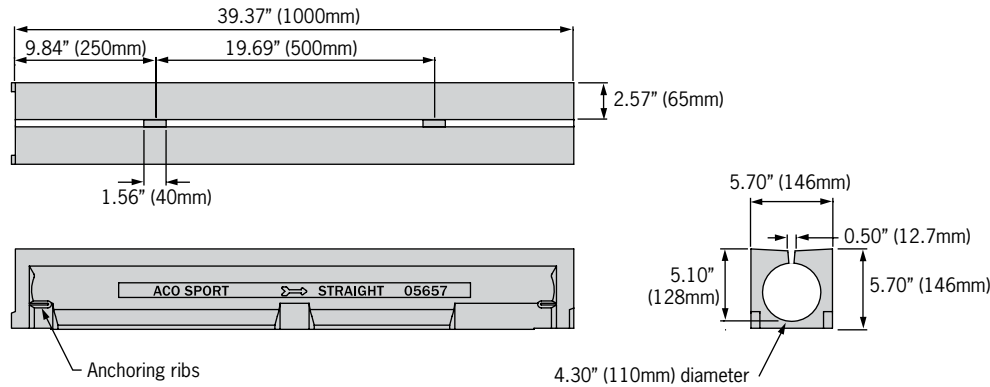


System 3000

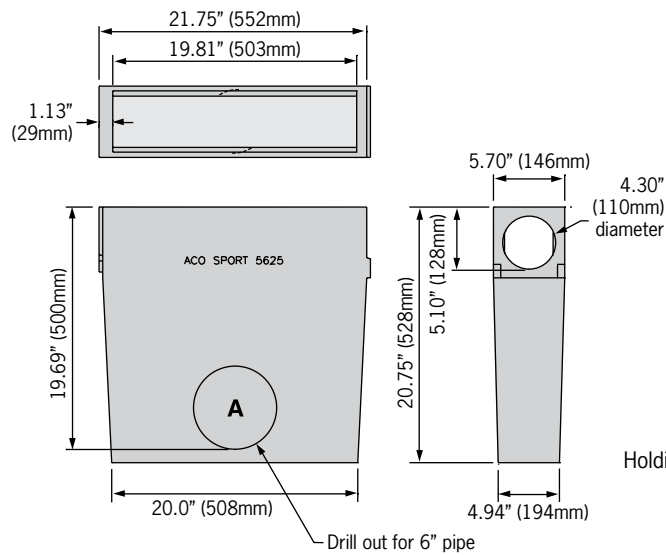
Slot channel trench drain system



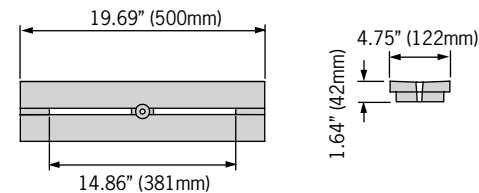
One meter channel



In-line catch basin



Catch basin cover



Outlet flow rates

Outlet	Product	Outlet size (Sch. 40)	Invert Depth	GPM	CFS
A	In-line catch basin*	6" round	19.69	500	1.11

* In-line catch basin flow rate without trash bucket - using trash bucket reduces flow

ACO Specification Information



System 3000 Slot channel trench drain system

Description	Part No.	Overall Depth		Weight lbs.
		inches	mm	
System 3000 Straight channel - 39.37" (1000mm)	05657	5.70	146	43.0
System 3000 Radiused channel (R36.5m) - 39.37" (1000mm)	05658	5.70	146	43.0
In-line catch basin				
System 3000 In-line catch basin - 21.75" (552mm)	05625	20.75	528	64.5
Polymer concrete catch basin cover - 19.69" (500mm)	05661	1.64	42	9.0
Plastic trash bucket	01498	9.25	235	1.1

Notes:

1. For maximum hydraulic efficiency remove trash bucket from in-line catch basin

Part I - General	Part II - Product	Part III - Installation
<p>1.1 Related Work - Work specified in other sections includes but is not limited to: Excavation and backfill, cast-in-place concrete, and mechanical equipment.</p> <p>1.2 System Description - Modular trench drainage system manufactured from corrosion resistant polyester polymer concrete including interconnecting modular components.</p> <p>1.3 Submittals - Manufacturer will submit, when required, shop drawings showing schematic plan of total drainage system listing all parts being provided with exact center-line dimensions suitable for installation. Copies of the manufacturer's recommended method of installation shall be submitted for review.</p> <p>1.4 Project History - Manufacturer shall submit a list of installed projects, if required.</p> <p>1.5 Warranty - ACO provides a limited product warranty of one year based on installation according to manufacturer's installation instruction data.</p>	<p>2.1 Products - Manufacturer shall be ACO Polymer Products, Inc.</p> <p>2.2 Physical & Mechanical Characteristics</p> <ul style="list-style-type: none"> • Overall width - 5.70 inches (146mm) • Internal width - 4.30 inches (110mm) • Unit depth - 5.70 inches (146mm) • Unit length - 39.37 inches (1000mm) • Compressive strength - 14,000 psi • Flexural strength - 4,000 psi • Water absorption rate - <0.1% by weight. • ADA compliant to American Disabilities Act of 1990 Section 4.5.4 <p>2.3 Channel Profile - Each unit will feature a full radius in the trench bottom and male to female interconnecting ends. Units shall have horizontal cast-in anchoring features on outside walls to ensure maximum mechanical bond to surrounding bedding material. Each unit shall have a 0.5" (12.7mm) longitudinal inlet slot on the top surface.</p> <p>2.4 Radius Channels - Shall be manufactured to enable a radius of 36.5 meters, per IAAF guidelines.</p> <p>2.5 Catch Basins - Shall be manufactured from polymer concrete, be 21.75" (552mm) in length and include a trash bucket (optional) and removable cover.</p>	<p>3.1 Site Preparation - Excavate an area wide enough and deep enough to accommodate the ACO SPORT System 3000 channel, allowing a minimum of 4 inches (100mm) concrete encasement (minimum 3,000psi) on 3 sides to provide support on both sides as well as beneath channel. Top of channel must be evenly aligned to the surface of the surrounding slab. See installation section for haunch details for different loadings & pavement materials.</p> <p>3.2 Installation - Channel sections are installed from the outlet or catch basins. Insert channels from above to allow ends to interconnect. Channel sections shall be placed on brick, rebar basket, or low slump concrete slurry to obtain correct finished elevation. Cutting will be made, if required, by masonry or concrete saw. Use tape or plastic to protect top surface of channel from concrete splash during concrete pour. Place concrete in a manner that will not dislodge the channels.</p> <p>3.3 Finishing and Clean-up - Following final set of concrete, remove protection covering the top of channel and thoroughly flush system to remove debris.</p> <p>3.4 Install in strict accordance with manufacturer's recommendations and drawings. Details available at www.acousa.com/install_drawings_sport.htm</p>

ACO Polymer Products, Inc.

East Sales Office
 P.O. Box 245
 Chardon, OH 44024
 Tel: (440) 285-7000
 Toll free: (800) 543-4764
 Fax: (440) 285-7005

West Sales Office
 P.O. Box 12067
 Casa Grande, AZ 85230
 Tel: (520) 421-9988
 Toll Free: (888) 490-9552
 Fax: (520) 421-9899

Electronic Contact:
info@acousa.com
www.acousa.com

