MonoBloc HD 200 Spec Sheet

Channel

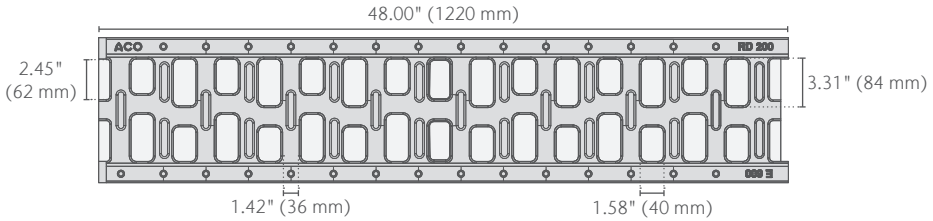

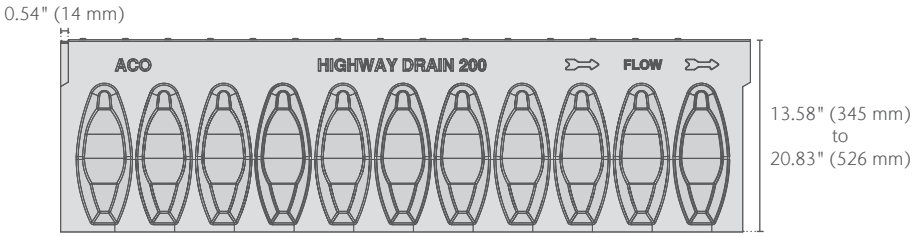

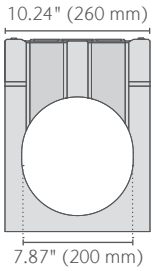

Access Channel

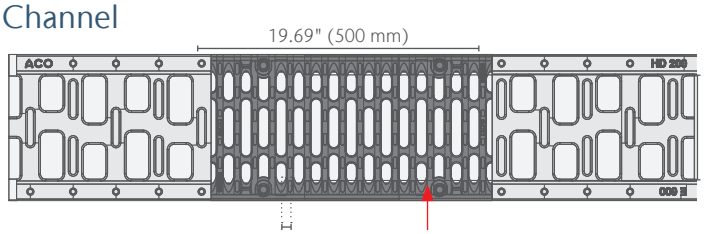

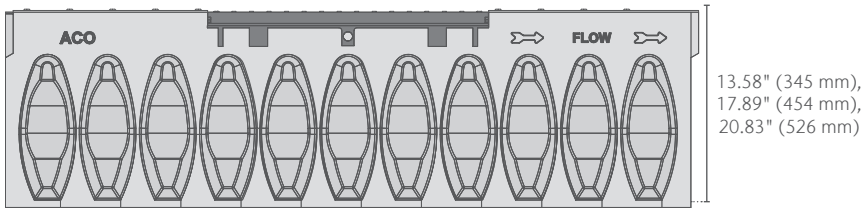

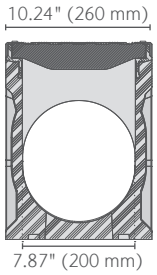

Closing Cap



Outlet Cap

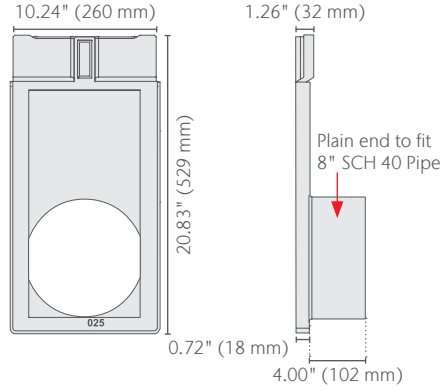

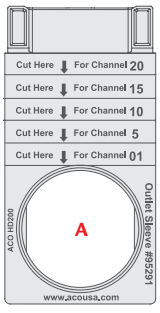

Note: Outlet cap is a two-part sliding unit to account for all depths.

MonoBloc HD 200 Spec Sheet

Outlet Channel



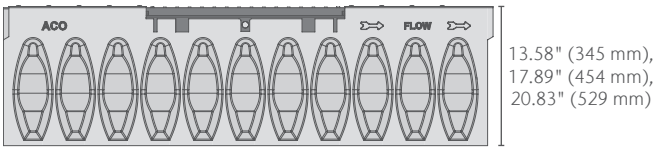

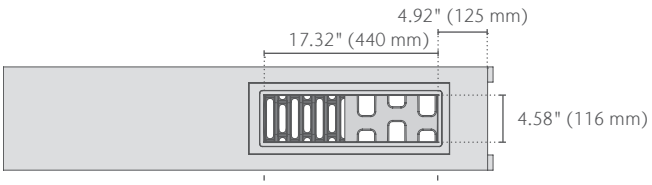

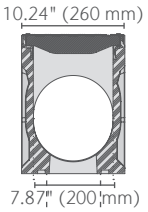

Flume Outlet 8" Vertical

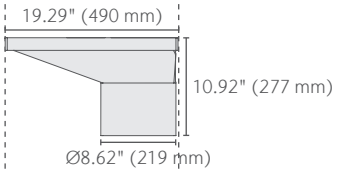

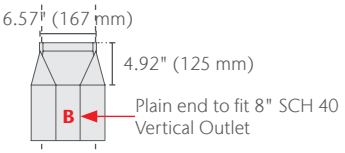

Flume Outlet 8" Horizontal

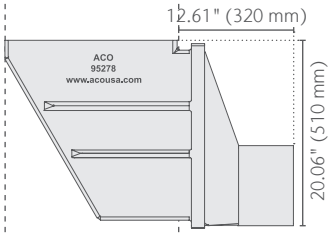

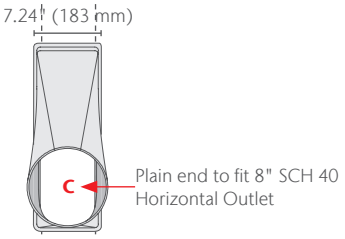

Flume Outlet 12" Vertical

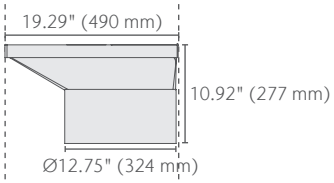

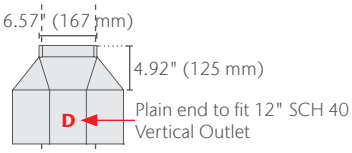

Flume Outlet 12" Horizontal

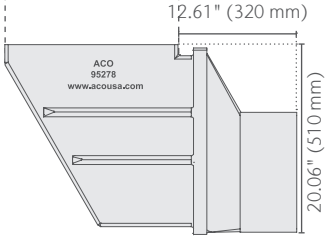

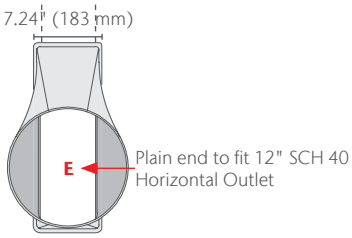

MonoBloc HD 200 Spec Sheet



Outlet	Outlet Type	Outlet Size SCH 40	Outlet Form	Invert Depth in (mm)	Flow Rate GPM	Flow Rate CFS
A	Outlet Cap	8"	HD01	12.52 (318)	673	1.55
A	Outlet Cap	8"	HD025	19.88 (505)	892	2.05
B	Vertical Flume	8"	HD01	19.20 (488)	953	2.12
B	Vertical Flume	8"	HD025	26.45 (672)	1,119	2.49
C	Horizontal Flume	8"	HD01	33.04 (839)	1,172	2.61
C	Horizontal Flume	8"	HD025	40.29 (1,023)	1,311	2.92
D	Vertical Flume	12"	HD01	19.20 (488)	2,145	4.78
D	Vertical Flume	12"	HD025	26.45 (672)	2,518	5.61
E	Horizontal Flume	12"	HD01	33.04 (839)	2,546	5.67
E	Horizontal Flume	12"	HD025	40.29 (1,023)	2,867	6.39

Note: These are the pipe flow rates at the specified outlet, NOT channel flow rates.

MonoBloc HD 200 Parts	Part No.	Length in (mm)	Invert Depth in (mm)	Weight lbs
HD01 Neutral Channel	**95250**	48.00 (1,220)	12.52 (318)	241.0
HD01 Access Channel	**95317**	48.00 (1,220)	12.52 (318)	243.0
HD01 Outlet Channel	**95326**	48.00 (1,220)	12.52 (318)	233.0
HD1 Sloping Channel	**95253**	48.00 (1,220)	12.83 (326)	241.0
HD2 Sloping Channel	**95255**	48.00 (1,220)	13.11 (333)	242.7
HD3 Sloping Channel	**95259**	48.00 (1,220)	13.43 (341)	244.3
HD4 Sloping Channel	**95254**	48.00 (1,220)	13.70 (348)	246.0
HD5 Sloping Channel	**95258**	48.00 (1,220)	14.02 (356)	247.6
HD6 Sloping Channel	**95257**	48.00 (1,220)	14.29 (363)	249.3
HD7 Sloping Channel	**95252**	48.00 (1,220)	14.57 (370)	250.9
HD8 Sloping Channel	**95251**	48.00 (1,220)	14.88 (378)	252.6
HD9 Sloping Channel	**95256**	48.00 (1,220)	15.16 (385)	254.2
HD10 Sloping Channel	**95263**	48.00 (1,220)	15.47 (393)	255.9
HD11 Sloping Channel	**95265**	48.00 (1,220)	15.75 (400)	257.5
HD12 Sloping Channel	**95267**	48.00 (1,220)	16.06 (408)	259.2
HD13 Sloping Channel	**95262**	48.00 (1,220)	16.34 (415)	260.8
HD14 Sloping Channel	**95269**	48.00 (1,220)	16.65 (423)	262.5
HD15 Sloping Channel	**95266**	48.00 (1,220)	16.93 (430)	264.1
HD015 Neutral Channel	**95261**	48.00 (1,220)	16.93 (430)	264.1
HD015 Access Channel	**95328**	48.00 (1,220)	16.93 (430)	266.1
HD015 Outlet Channel	**95327**	48.00 (1,220)	16.93 (430)	256.1
HD16 Sloping Channel	**95264**	48.00 (1,220)	17.24 (438)	265.8
HD17 Sloping Channel	**95260**	48.00 (1,220)	17.52 (445)	267.4
HD18 Sloping Channel	**95268**	48.00 (1,220)	17.80 (452)	269.1
HD19 Sloping Channel	**95275**	48.00 (1,220)	18.11 (460)	270.7
HD20 Sloping Channel	**95272**	48.00 (1,220)	18.39 (467)	272.4
HD21 Sloping Channel	**95274**	48.00 (1,220)	18.66 (474)	274.0
HD22 Sloping Channel	**95270**	48.00 (1,220)	18.98 (482)	275.7
HD23 Sloping Channel	**95277**	48.00 (1,220)	19.29 (490)	277.3
HD24 Sloping Channel	**95273**	48.00 (1,220)	19.57 (497)	279.0
HD25 Sloping Channel	**95276**	48.00 (1,220)	19.88 (505)	280.6
HD025 Neutral Channel	**95271**	48.00 (1,220)	19.88 (505)	280.6
HD025 Access Channel	**95329**	48.00 (1,220)	19.88 (505)	282.6
HD025 Outlet Channel	**95322**	48.00 (1,220)	19.88 (505)	272.6
Flume Outlet PP - 8" Vertical	**95279**	-	-	2.4
Flume Outlet PP - 8" Horizontal	**95290**	-	-	7.5
Flume Outlet PP - 12" Vertical	**95285**	-	-	4.5
Flume Outlet PP - 12" Horizontal	**95287**	-	-	9.6
Closing Cap PP	**95292**	-	-	1.8
Outlet Cap Kit PP - 8" SCH 40	**95293**	-	-	3.5
HD 200 Installation Device	**95284**	-	-	3.3

Notes:
1. Inverts shown are for the male end; for female invert depth subtract 7.5 mm (≈0.3") from the male invert (only applies to Sloping Channels).
2. Add nominal 1" (25 mm) to invert depth for overall trench unit depth
3. Closing & outlet caps can be cut down for use with smaller trench units
4. Horizontal flumes are two piece unit
5. Outlet caps are two piece unit

MonoBloc HD 200 Spec Sheet

Specification Summary

General
The surface drainage system shall be ACO Infrstructure MonoBloc HD 200 as manufactured by ACO, Inc. or approved equal.

Grates
Grate openings shall be monolithically cast as part of the trench drain body as a single piece. Grate openings provide 30% (36 in^2 per linear ft.) open area for maximum hydraulic efficiency. Access shall be via ductile iron 4-bolt access covers on all access and outlet channels. Access grate bolts are stainless steel M10 x 30.

Installation
The trench drain system shall be installed in accordance with the manufacturer's installation instructions and drawings.

Materials
The trench system and catch basin bodies bodies shall be manufactured from polyester polymer concrete with minimum properties as follows:

- Compressive strength: 14,000 psi
- Flexural strength: 4,000 psi
- Water absorption: 0.07%
- Frost-proof
- Salt-proof - Compliant with B117 Salt Spray Test
- Dilute acid and alkali-resistant

The nominal clear opening shall be 7.87" (200 mm) with overall width of
10.24" (260 mm). Modular units shall be manufactured with either an invert slope of 0.6% or with neutral invert and have a wall thickness of at least 0.75" (19 mm).

Each unit will feature a full radius in the trench bottom and a male to female interconnecting end profile. Units shall have cast in anchoring features on the outside wall to ensure maximum mechanical bond to the surrounding bedding material and pavement surface. Trench system shall shall be certified to load class E600 as defined by EN 1433 or able to withstand loadings up to 2,321 psi.

EN1433 Load Class E
134,885 lbs – 2,785 psi

FAA Airside
200K lb Proof Load

ACO, Inc.

© November 2026 ACO, Inc.
All reasonable care has been taken in compiling the information in this document. All recommendations and suggestions on the use of ACO products are made without guarantee since the conditions of use are beyond the control of the company. It is the customer's responsibility to ensure that each product is fit for its intended purpose and that the actual conditions of use are suitable. ACO, Inc. reserves the right to change products and specifications without notice.

info@acousa.com
www.acousa.com