

ACO Infrastructure

MonoBloc

Sloped Monolithic Trench Drain
4" & 8" Internal Widths



The ACO Group

Founded in 1946, the ACO Group is a world leader in drainage technology. Climate change sets us a challenge to react effectively with innovative solutions to new environmental conditions. With its integrated approach, ACO provides systems for professional surface water drainage, efficient cleaning, and the controlled discharge or reuse of water.

Products include:

- Surface water drainage
- Oil, sediment, heavy metal and grease separators
- Detention, retention and infiltration systems
- Flow control release products

Major innovative strengths of the ACO Group are its continuous research & development and 80+ years of technical expertise in the processing of polymer concrete, plastics, cast iron, stainless steel and cement concretes.



ACO in the USA

ACO, Inc. was founded in Ohio, 1978. Since then, continuous growth in the USA has seen the company expand and build manufacturing facilities in Mentor, OH, and Casa Grande, AZ.

The company has further locations in Phoenix, AZ, Fort Mill, SC, and Sanford, FL. Today, ACO USA has sales personnel across the country and an extensive distribution network through all states.

ACO Infrastructure

ACO Infrastructure is a brand consisting of products designed to remove surface water in these challenging infrastructure locations. Each product within the range addresses a variety of unique design criteria and key issues present in these capitol projects:

- Create a safer driving environment by minimizing roadside ponding and sheeting
- Cope with the challenges of fast moving vehicles
- Avoid the need for multiple grades
- Safe and secure top grate units

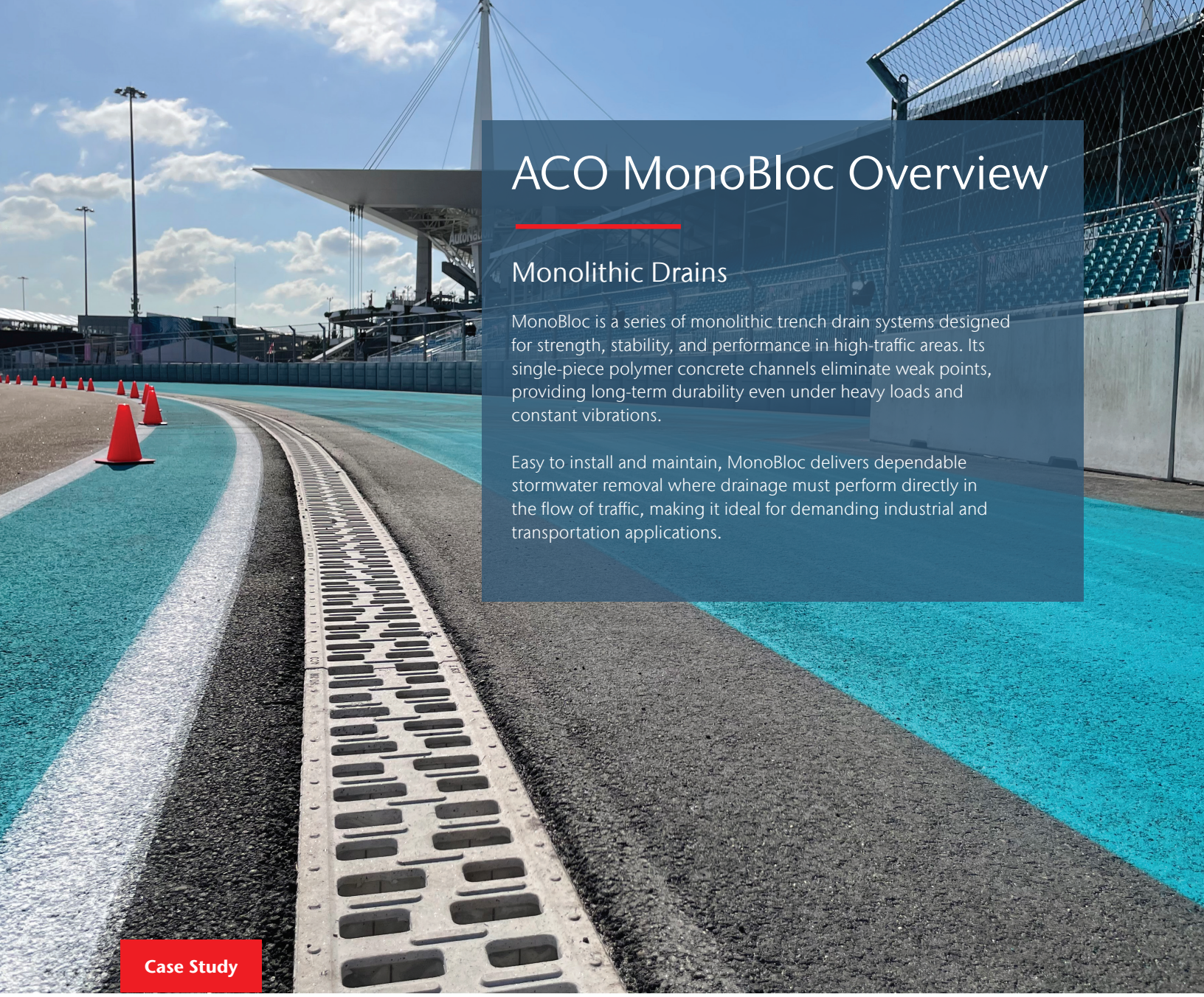

ACO MonoBloc Overview

Monolithic Drains

MonoBloc is a series of monolithic trench drain systems designed for strength, stability, and performance in high-traffic areas. Its single-piece polymer concrete channels eliminate weak points, providing long-term durability even under heavy loads and constant vibrations.

Easy to install and maintain, MonoBloc delivers dependable stormwater removal where drainage must perform directly in the flow of traffic, making it ideal for demanding industrial and transportation applications.

Case Study

Miami International Autodrome

Miami, FL

Problem:

High-performance racing environments such as Formula 1 tracks require a multitude of precautions, including ponding and flooding protection, unobstructed tracks, and no loose building materials. Trench drains would be ideal, but must have little to no grates and be strategically positioned along the circuit to capture and redirect rainwater, preventing water accumulation on the track surface.

ACO Solution:

- **ACO MonoBloc HD 200** and custom MonoBloc channels

ACO Monolithic Trench Drains at the Miami International Autodrome contribute to the overall safety and performance of the racing circuit. Their monolithic construction ensures durability and reliability, making them well-suited for the demands of a Formula 1 track. By effectively channeling and managing water, they help maintain consistent track conditions, reducing the risk of hydroplaning and enhancing the overall racing experience for both drivers and spectators.

Typical Applications

- Highways and Interstates
- Truck Stops and Gas Stations
- Parking Lots and Garages
- Race Tracks
- Industrial Parks
- Container Ports
- Distribution Depots
- Toll Booths



ACO Trench Drain Systems

- **ACO MonoBloc HD 100**
  - 4" internal width high-intake systems
  - EN 1433 Load Class F
  - See page 6
- **ACO MonoBloc HD 200**
  - 8" internal width high-intake systems
  - EN 1433 Load Class E
  - See page 7
- **ACO MonoBloc ADA 100**
  - 4" internal width ADA-compliant systems
  - EN 1433 Load Class E
  - See page 12



Options to Suit Your Needs

- ACO MonoBloc HD 200 boasts MonoBloc's **highest intake** and **largest capture area**
- ACO MonoBloc ADA 100 provides **ADA-compliance** with thinner surface slots (0.47" (12 mm))
- Outlets:
  - HD 100 and ADA 100 via **catch basins**
  - HD 200 via 4"/8" horizontal/vertical **flume options**
  - **Outlet end caps** for all systems



Material Built to Last

- Polymer concrete channels interdependently tested to withstand loads up to **EN 1433 Load Class F**
- **Chemical and abrasion-resistant** to preserve surface integrity under heavy traffic

ADA 100, HD 200:
EN1433 Load Class E
134,885 lbs – 2,785 psi

HD 100:
EN1433 Load Class F
202,328 lbs – 4,177 psi



ACO MonoBloc HD Features & Benefits

Monolithic Build

MonoBloc's single-piece construction provides unique benefits over removable-grate systems, especially in applications where the drainage cannot be positioned outside the flow of traffic:

- Solid build
- High structural strength
- Excellent load and hydraulic capacities
- No loosening from vibrations
- No grates outside of access channels
- Quick installation reduces road closures
- More economical than grated systems

Build Options

HD 100: 39.37" x 6.30", 0.5% slope;
HD 200: 48.00" x 10.24", 0.6% slope;
Depth varies per channel





High-Intake Slot Pattern

HD 100: 40% open area;
HD 200: 30% open area



Profiled Side Walls

Provide extra support in concrete surround

Interconnecting End Profiles

Allow easy and effective joining of channels; appropriate sealant can be used to create a sealed joint

Installation Guidance

Each channel in the sloped system is numbered and includes an arrow denoting direction of flow

Fits ACO Installation Devices

ACO Installation Devices hold channels in place during channel placement and concrete fill





MonoBloc HD 100	Neutral Channel	Sloped Channel	Access Channel	Catch Basin Access Channel
Length	39.37" (1000 mm)			
Slope	0%	0.5%	0%	0%
# of Depths	5	40	5	5
Continuous Slope Length	-	131' (40 m)	-	-



- Neutral channels can be used to create a neutral depth run or to extend a sloped run indefinitely
- Access Channel provides access for maintenance via removable 19.69" (0.5 m) ductile iron, 4-bolt grate
- Catch Basin Access Channel provides access for maintenance via removable 19.69" (0.5 m) ductile iron, 4-bolt grate and bottom connection to ACO MonoBloc 100 In-line Catch Basin for high-capacity evacuation of system (153–578 GPM)

MonoBloc HD 200	Neutral Channel	Sloped Channel	Access Channel	Outlet Channel
Length	48.00" (1219 mm)			
Slope	0%	0.6%	0%	0%
# of Depths	3	25	3	3
Continuous Slope Length	-	100' (31 m)	-	-



- Neutral channels can be used to create a neutral depth run or to extend a sloped run indefinitely
- Access Channel provides access for maintenance via removable 19.69" (0.5 m) ductile iron, 4-bolt grate
- Outlet Channel provides bottom connection to ACO flume options (8" and 12" SCH 40 vertical/horizontal outlets) for high-capacity evacuation of system (928–2,867 GPM)

MonoBloc HD 100 Parts	Part No.	Length	Invert Depth*	Weight
		in (mm)	in (mm)	lbs
HD 100 - 00 Neutral Channel	**954304**	39.37 (1,000)	5.91 (150)	77.4
HD 100 - 00 Access Channel	**954309**	39.37 (1,000)	5.91 (150)	85.2
HD 100 - 00 Catch Basin Access Channel	**954314**	39.37 (1,000)	5.91 (150)	76.2
HD 100 - 01 Sloping Channel	**954220**	39.37 (1,000)	6.10 (155)	77.7
HD 100 - 02 Sloping Channel	**954221**	39.37 (1,000)	6.30 (160)	78.7
HD 100 - 03 Sloping Channel	**954222**	39.37 (1,000)	6.50 (165)	79.6
HD 100 - 04 Sloping Channel	**954223**	39.37 (1,000)	6.69 (170)	80.5
HD 100 - 05 Sloping Channel	**954224**	39.37 (1,000)	6.89 (175)	81.5
HD 100 - 06 Sloping Channel	**954225**	39.37 (1,000)	7.09 (180)	82.4
HD 100 - 07 Sloping Channel	**954226**	39.37 (1,000)	7.28 (185)	83.3
HD 100 - 08 Sloping Channel	**954227**	39.37 (1,000)	7.48 (190)	84.2
HD 100 - 09 Sloping Channel	**954228**	39.37 (1,000)	7.68 (195)	85.3
HD 100 - 10 Sloping Channel	**954229**	39.37 (1,000)	7.87 (200)	86.0
HD 100 - 010 Neutral Channel	**954305**	39.37 (1,000)	7.87 (200)	86.1
HD 100 - 010 Access Channel	**954310**	39.37 (1,000)	7.87 (200)	93.9
HD 100 - 010 Catch Basin Access Channel	**954315**	39.37 (1,000)	7.87 (200)	85.9
HD 100 - 11 Sloping Channel	**954230**	39.37 (1,000)	8.07 (205)	86.9
HD 100 - 12 Sloping Channel	**954231**	39.37 (1,000)	8.27 (210)	87.8
HD 100 - 13 Sloping Channel	**954232**	39.37 (1,000)	8.46 (215)	88.8
HD 100 - 14 Sloping Channel	**954233**	39.37 (1,000)	8.66 (220)	89.7
HD 100 - 15 Sloping Channel	**954234**	39.37 (1,000)	8.86 (225)	90.6
HD 100 - 16 Sloping Channel	**954235**	39.37 (1,000)	9.06 (230)	91.5
HD 100 - 17 Sloping Channel	**954236**	39.37 (1,000)	9.25 (235)	92.4
HD 100 - 18 Sloping Channel	**954237**	39.37 (1,000)	9.45 (240)	93.3
HD 100 - 19 Sloping Channel	**954238**	39.37 (1,000)	9.65 (245)	94.2
HD 100 - 20 Sloping Channel	**954239**	39.37 (1,000)	9.84 (250)	95.0
HD 100 - 020 Neutral Channel	**954306**	39.37 (1,000)	9.84 (250)	94.8
HD 100 - 020 Access Channel	**954311**	39.37 (1,000)	9.84 (250)	102.7
HD 100 - 020 Catch Basin Access Channel	**954316**	39.37 (1,000)	9.84 (250)	94.6
HD 100 - 21 Sloping Channel	**954240**	39.37 (1,000)	10.04 (255)	95.9
HD 100 - 22 Sloping Channel	**954241**	39.37 (1,000)	10.24 (260)	96.8
HD 100 - 23 Sloping Channel	**954242**	39.37 (1,000)	10.43 (265)	97.7
HD 100 - 24 Sloping Channel	**954243**	39.37 (1,000)	10.63 (270)	98.7
HD 100 - 25 Sloping Channel	**954244**	39.37 (1,000)	10.83 (275)	99.6
HD 100 - 26 Sloping Channel	**954245**	39.37 (1,000)	11.02 (280)	100.4
HD 100 - 27 Sloping Channel	**954246**	39.37 (1,000)	11.22 (285)	101.3
HD 100 - 28 Sloping Channel	**954247**	39.37 (1,000)	11.42 (290)	102.2
HD 100 - 29 Sloping Channel	**954248**	39.37 (1,000)	11.61 (295)	103.1
HD 100 - 30 Sloping Channel	**954249**	39.37 (1,000)	11.81 (300)	103.9

*Inverts shown are for the male end; for female invert depth subtract 5 mm (≈0.2”) from the male invert (only applies to Sloping Channels). To calculate the overall channel depth add 25 mm (≈1”) to invert depth.

MonoBloc HD 100 Parts (cont.)	Part No.	Length	Invert Depth*	Weight
		in (mm)	in (mm)	lbs
HD 100 - 030 Neutral Channel	**954307**	39.37 (1,000)	11.81 (300)	103.4
HD 100 - 030 Access Channel	**954312**	39.37 (1,000)	11.81 (300)	111.2
HD 100 - 030 Catch Basin Access Channel	**954317**	39.37 (1,000)	11.81 (300)	103.2
HD 100 - 31 Sloping Channel	**954250**	39.37 (1,000)	12.01 (305)	104.8
HD 100 - 32 Sloping Channel	**954251**	39.37 (1,000)	12.20 (310)	105.7
HD 100 - 33 Sloping Channel	**954252**	39.37 (1,000)	12.40 (315)	106.5
HD 100 - 34 Sloping Channel	**954253**	39.37 (1,000)	12.60 (320)	107.4
HD 100 - 35 Sloping Channel	**954254**	39.37 (1,000)	12.80 (325)	108.3
HD 100 - 36 Sloping Channel	**954255**	39.37 (1,000)	12.99 (330)	109.1
HD 100 - 37 Sloping Channel	**954256**	39.37 (1,000)	13.19 (335)	110.0
HD 100 - 38 Sloping Channel	**954257**	39.37 (1,000)	13.39 (340)	110.9
HD 100 - 39 Sloping Channel	**954258**	39.37 (1,000)	13.58 (345)	111.7
HD 100 - 40 Sloping Channel	**954259**	39.37 (1,000)	13.78 (350)	112.6
HD 100 - 040 Neutral Channel	**954308**	39.37 (1,000)	13.78 (350)	109.4
HD 100 - 040 Access Channel	**954313**	39.37 (1,000)	13.78 (350)	113.6
HD 100 - 040 Catch Basin Access Channel	**954318**	39.37 (1,000)	13.78 (350)	111.5
MonoBloc 100 In-line Catch Basin	**954319**	19.69 (500)	18.90 (480)	59.7
HD 100 - 00 End Cap	**954302**	-	-	3.7
HD 100 - 010 End Cap	**954339**	-	-	3.4
HD 100 - 020 End Cap	**954340**	-	-	4.2
HD 100 - 030 End Cap	**954341**	-	-	5.0
HD 100 - 040 End Cap	**954342**	-	-	5.8
HD 100 - 010 Outlet End Cap	**954343**	-	-	3.6
HD 100 - 020 Outlet End Cap	**954344**	-	-	4.4
HD 100 - 030 Outlet End Cap	**954345**	-	-	5.2
HD 100 - 040 Outlet End Cap	**954346**	-	-	6.0

MonoBloc HD 100 Neutral Channel

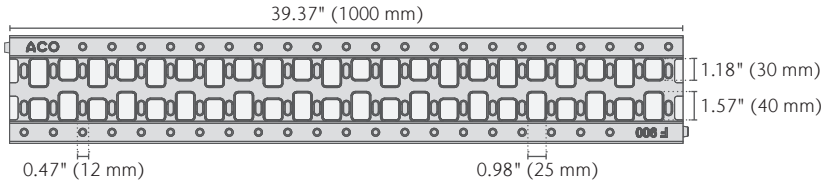

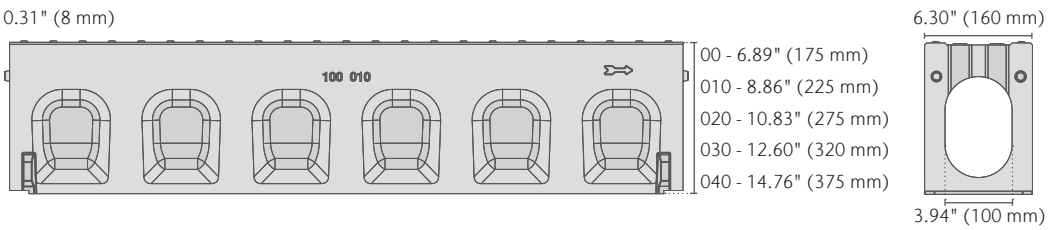

View Full Spec Sheet

EN1433 Load Class F
202,328 lbs – 4,177 psi

FAA Airside
200K lb Proof Load

MonoBloc HD 200 Parts	Part No.	Length	Invert Depth*	Weight
		in (mm)	in (mm)	lbs
HD 200 - 00 Neutral Channel	**95250**	48.00 (1,220)	12.52 (318)	241.0
HD 200 - 00 Access Channel	**95317**	48.00 (1,220)	12.52 (318)	243.0
HD 200 - 00 Outlet Channel	**95326**	48.00 (1,220)	12.52 (318)	233.0
HD 200 - 01 Sloping Channel	**95253**	48.00 (1,220)	12.83 (326)	241.0
HD 200 - 02 Sloping Channel	**95255**	48.00 (1,220)	13.11 (333)	242.7
HD 200 - 03 Sloping Channel	**95259**	48.00 (1,220)	13.43 (341)	244.3
HD 200 - 04 Sloping Channel	**95254**	48.00 (1,220)	13.70 (348)	246.0
HD 200 - 05 Sloping Channel	**95258**	48.00 (1,220)	14.02 (356)	247.6
HD 200 - 06 Sloping Channel	**95257**	48.00 (1,220)	14.29 (363)	249.3
HD 200 - 07 Sloping Channel	**95252**	48.00 (1,220)	14.57 (370)	250.9
HD 200 - 08 Sloping Channel	**95251**	48.00 (1,220)	14.88 (378)	252.6
HD 200 - 09 Sloping Channel	**95256**	48.00 (1,220)	15.16 (385)	254.2
HD 200 - 10 Sloping Channel	**95263**	48.00 (1,220)	15.47 (393)	255.9
HD 200 - 11 Sloping Channel	**95265**	48.00 (1,220)	15.75 (400)	257.5
HD 200 - 12 Sloping Channel	**95267**	48.00 (1,220)	16.06 (408)	259.2
HD 200 - 13 Sloping Channel	**95262**	48.00 (1,220)	16.34 (415)	260.8
HD 200 - 14 Sloping Channel	**95269**	48.00 (1,220)	16.65 (423)	262.5
HD 200 - 15 Sloping Channel	**95266**	48.00 (1,220)	16.93 (430)	264.1
HD 200 - 015 Neutral Channel	**95261**	48.00 (1,220)	16.93 (430)	264.1
HD 200 - 015 Access Channel	**95328**	48.00 (1,220)	16.93 (430)	266.1
HD 200 - 015 Outlet Channel	**95327**	48.00 (1,220)	16.93 (430)	256.1
HD 200 - 16 Sloping Channel	**95264**	48.00 (1,220)	17.24 (438)	265.8
HD 200 - 17 Sloping Channel	**95260**	48.00 (1,220)	17.52 (445)	267.4
HD 200 - 18 Sloping Channel	**95268**	48.00 (1,220)	17.80 (452)	269.1
HD 200 - 19 Sloping Channel	**95275**	48.00 (1,220)	18.11 (460)	270.7
HD 200 - 20 Sloping Channel	**95272**	48.00 (1,220)	18.39 (467)	272.4
HD 200 - 21 Sloping Channel	**95274**	48.00 (1,220)	18.66 (474)	274.0
HD 200 - 22 Sloping Channel	**95270**	48.00 (1,220)	18.98 (482)	275.7
HD 200 - 23 Sloping Channel	**95277**	48.00 (1,220)	19.29 (490)	277.3
HD 200 - 24 Sloping Channel	**95273**	48.00 (1,220)	19.57 (497)	279.0
HD 200 - 25 Sloping Channel	**95276**	48.00 (1,220)	19.88 (505)	280.6
HD 200 - 025 Neutral Channel	**95271**	48.00 (1,220)	19.88 (505)	280.6
HD 200 - 025 Access Channel	**95329**	48.00 (1,220)	19.88 (505)	282.6
HD 200 - 025 Outlet Channel	**95322**	48.00 (1,220)	19.88 (505)	272.6
Flume Outlet PP - 8" Vertical	**95279**	-	-	2.4
Flume Outlet PP - 8" Horizontal	**95290**	-	-	7.5
Flume Outlet PP - 12" Vertical	**95285**	-	-	4.5
Flume Outlet PP - 12" Horizontal	**95287**	-	-	9.6
Closing Cap PP	**95292**	-	-	1.8
Outlet Cap Kit PP - 8" SCH 40	**95293**	-	-	3.5
HD200 Installation Device	**95284**	-	-	3.3

*Inverts shown are for the male end; for female invert depth subtract 7.5 mm (≈0.3") from the male invert (only applies to Sloping Channels). To calculate the overall channel depth add 25 mm (≈1") to invert depth.



MonoBloc HD 200 Neutral Channel

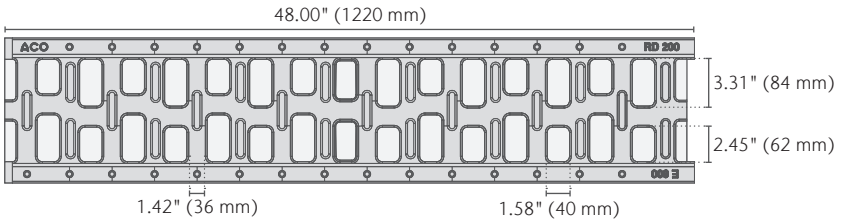

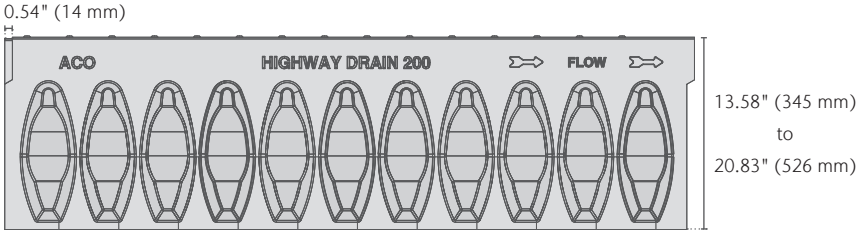

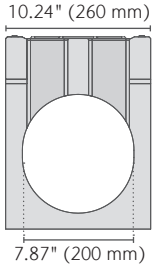

View Full Spec Sheet

EN1433 Load Class E
134,885 lbs – 2,785 psi

FAA Airside
200K lb Proof Load

ACO MonoBloc ADA Features & Benefits

Monolithic Build

MonoBloc's single-piece construction provides unique benefits over removable-grate systems, especially in applications where the drainage cannot be positioned outside the flow of traffic:

- Solid build
- High structural strength
- Excellent load and hydraulic capacities
- No loosening from vibrations
- No grates outside of access channels
- Quick installation reduces road closures
- More economical than grated systems

ADA-Compliant Slot Pattern

ADA-compliant per The Americans with Disabilities Act of 2010, Section 302.3

Installation Guidance

Each channel in the sloped system is numbered and includes an arrow denoting direction of flow

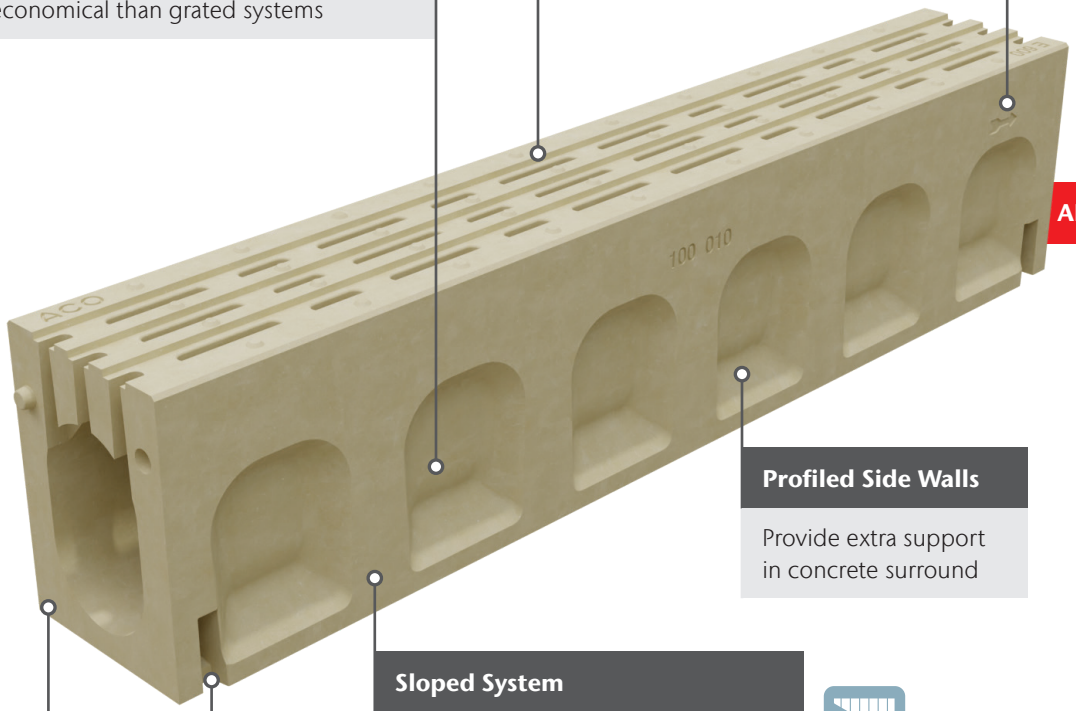

ADA 100

Profiled Side Walls

Provide extra support in concrete surround

Sloped System

HD 100: 39.37” x 6.30”, 0.5% slope; Depth varies per channel



Fits ACO Installation Devices

ACO Installation Devices hold channels in place during channel placement and concrete fill



Interconnecting End Profiles

Allow easy and effective joining of channels; appropriate sealant can be used to create a sealed joint

MonoBloc ADA 100	Neutral Channel	Sloped Channel	Access Channel	Catch Basin Access Channel
Length	39.37" (1000 mm)			
Slope	0%	0.5%	0%	0%
# of Depths	5	40	5	5
Continuous Slope Length	-	131' (40 m)	-	-



- Neutral channels can be used to create a neutral depth run or to extend a sloped run indefinitely
- Access Channel provides access for maintenance via removable 19.69" (0.5 m) ductile iron, 4-bolt grate
- Catch Basin Access Channel provides access for maintenance via removable 19.69" (0.5 m) ductile iron, 4-bolt grate and bottom connection to ACO MonoBloc 100 In-line Catch Basin for high-capacity evacuation of system (153–578 GPM)

MonoBloc ADA 100 Parts	Part No.	Length	Invert Depth*	Weight
		in (mm)	in (mm)	lbs
ADA 100 - 00 Neutral Channel	**954304**	39.37 (1,000)	5.91 (150)	81.4
ADA 100 - 00 Access Channel	**954309**	39.37 (1,000)	5.91 (150)	76.9
ADA 100 - 00 Catch Basin Access Channel	**954314**	39.37 (1,000)	5.91 (150)	82.0
ADA 100 - 01 Sloping Channel	**954220**	39.37 (1,000)	6.10 (155)	81.7
ADA 100 - 02 Sloping Channel	**954221**	39.37 (1,000)	6.30 (160)	82.7
ADA 100 - 03 Sloping Channel	**954222**	39.37 (1,000)	6.50 (165)	83.6
ADA 100 - 04 Sloping Channel	**954223**	39.37 (1,000)	6.69 (170)	84.5
ADA 100 - 05 Sloping Channel	**954224**	39.37 (1,000)	6.89 (175)	85.5
ADA 100 - 06 Sloping Channel	**954225**	39.37 (1,000)	7.09 (180)	86.4
ADA 100 - 07 Sloping Channel	**954226**	39.37 (1,000)	7.28 (185)	87.3
ADA 100 - 08 Sloping Channel	**954227**	39.37 (1,000)	7.48 (190)	88.2
ADA 100 - 09 Sloping Channel	**954228**	39.37 (1,000)	7.68 (195)	89.3
ADA 100 - 10 Sloping Channel	**954229**	39.37 (1,000)	7.87 (200)	90.0
ADA 100 - 010 Neutral Channel	**954305**	39.37 (1,000)	7.87 (200)	90.2
ADA 100 - 010 Access Channel	**954310**	39.37 (1,000)	7.87 (200)	85.0
ADA 100 - 010 Catch Basin Access Channel	**954315**	39.37 (1,000)	7.87 (200)	90.7
ADA 100 - 11 Sloping Channel	**954230**	39.37 (1,000)	8.07 (205)	90.9
ADA 100 - 12 Sloping Channel	**954231**	39.37 (1,000)	8.27 (210)	91.8
ADA 100 - 13 Sloping Channel	**954232**	39.37 (1,000)	8.46 (215)	92.8
ADA 100 - 14 Sloping Channel	**954233**	39.37 (1,000)	8.66 (220)	93.7
ADA 100 - 15 Sloping Channel	**954234**	39.37 (1,000)	8.86 (225)	94.6
ADA 100 - 16 Sloping Channel	**954235**	39.37 (1,000)	9.06 (230)	95.5
ADA 100 - 17 Sloping Channel	**954236**	39.37 (1,000)	9.25 (235)	96.4
ADA 100 - 18 Sloping Channel	**954237**	39.37 (1,000)	9.45 (240)	97.3
ADA 100 - 19 Sloping Channel	**954238**	39.37 (1,000)	9.65 (245)	98.2
ADA 100 - 20 Sloping Channel	**954239**	39.37 (1,000)	9.84 (250)	99.0
ADA 100 - 020 Neutral Channel	**954306**	39.37 (1,000)	9.84 (250)	98.9
ADA 100 - 020 Access Channel	**954311**	39.37 (1,000)	9.84 (250)	107.5
ADA 100 - 020 Catch Basin Access Channel	**954316**	39.37 (1,000)	9.84 (250)	99.5
ADA 100 - 21 Sloping Channel	**954240**	39.37 (1,000)	10.04 (255)	99.9
ADA 100 - 22 Sloping Channel	**954241**	39.37 (1,000)	10.24 (260)	100.8
ADA 100 - 23 Sloping Channel	**954242**	39.37 (1,000)	10.43 (265)	101.7
ADA 100 - 24 Sloping Channel	**954243**	39.37 (1,000)	10.63 (270)	102.7
ADA 100 - 25 Sloping Channel	**954244**	39.37 (1,000)	10.83 (275)	103.6
ADA 100 - 26 Sloping Channel	**954245**	39.37 (1,000)	11.02 (280)	104.4
ADA 100 - 27 Sloping Channel	**954246**	39.37 (1,000)	11.22 (285)	105.3
ADA 100 - 28 Sloping Channel	**954247**	39.37 (1,000)	11.42 (290)	106.2
ADA 100 - 29 Sloping Channel	**954248**	39.37 (1,000)	11.61 (295)	107.1
ADA 100 - 30 Sloping Channel	**954249**	39.37 (1,000)	11.81 (300)	107.9

*Inverts shown are for the male end; for female invert depth subtract 5 mm (≈0.2”) from the male invert (only applies to Sloping Channels). To calculate the overall channel depth add 25 mm (≈1”) to invert depth.

MonoBloc ADA 100 Parts (cont.)	Part No.	Length	Invert Depth*	Weight
		in (mm)	in (mm)	lbs
ADA 100 - 030 Neutral Channel	**954307**	39.37 (1,000)	11.81 (300)	107.5
ADA 100 - 030 Access Channel	**954312**	39.37 (1,000)	11.81 (300)	116.1
ADA 100 - 030 Catch Basin Access Channel	**954317**	39.37 (1,000)	11.81 (300)	108.1
ADA 100 - 31 Sloping Channel	**954250**	39.37 (1,000)	12.01 (305)	108.8
ADA 100 - 32 Sloping Channel	**954251**	39.37 (1,000)	12.20 (310)	109.7
ADA 100 - 33 Sloping Channel	**954252**	39.37 (1,000)	12.40 (315)	110.5
ADA 100 - 34 Sloping Channel	**954253**	39.37 (1,000)	12.60 (320)	111.4
ADA 100 - 35 Sloping Channel	**954254**	39.37 (1,000)	12.80 (325)	112.3
ADA 100 - 36 Sloping Channel	**954255**	39.37 (1,000)	12.99 (330)	113.1
ADA 100 - 37 Sloping Channel	**954256**	39.37 (1,000)	13.19 (335)	114.0
ADA 100 - 38 Sloping Channel	**954257**	39.37 (1,000)	13.39 (340)	114.9
ADA 100 - 39 Sloping Channel	**954258**	39.37 (1,000)	13.58 (345)	115.7
ADA 100 - 40 Sloping Channel	**954259**	39.37 (1,000)	13.78 (350)	116.6
ADA 100 - 040 Neutral Channel	**954308**	39.37 (1,000)	13.78 (350)	115.8
ADA 100 - 040 Access Channel	**954313**	39.37 (1,000)	13.78 (350)	124.5
ADA 100 - 040 Catch Basin Access Channel	**954318**	39.37 (1,000)	13.78 (350)	116.5
MonoBloc 100 In-line Catch Basin	**954319**	19.69 (500)	18.90 (480)	59.7
ADA 100 - 010 End Cap	**954339**	-	-	3.4
ADA 100 - 020 End Cap	**954340**	-	-	4.2
ADA 100 - 030 End Cap	**954341**	-	-	5.0
ADA 100 - 040 End Cap	**954342**	-	-	5.8
ADA 100 - 010 Outlet End Cap	**954343**	-	-	4.2
ADA 100 - 020 Outlet End Cap	**954344**	-	-	5.0
ADA 100 - 030 Outlet End Cap	**954345**	-	-	5.8
ADA 100 - 040 Outlet End Cap	**954346**	-	-	6.6

MonoBloc ADA 100 Neutral Channel

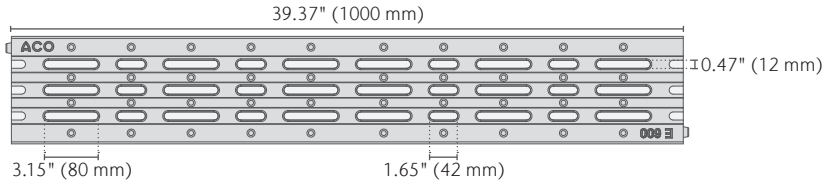

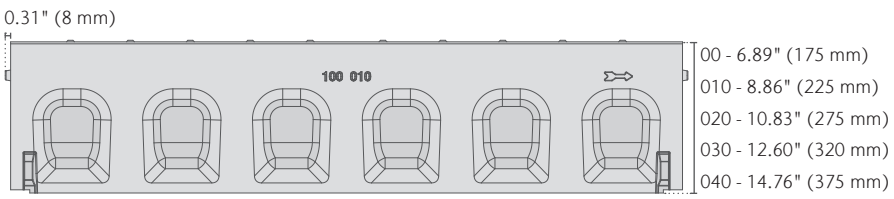

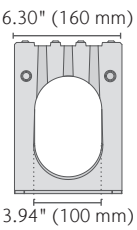

View Full Spec Sheet

EN1433 Load Class E
134,885 lbs – 2,785 psi

Compliant with The Americans with Disabilities Act of 2010, Section 302.3

ASTM E303-22 Pendulum Slip Resistance Test

ACO. we care for water

ACO, Inc.

Surface Water Division

West Sales Office
825 W. Beechcraft St.
Casa Grande, AZ 85122
Tel: (520) 421-9988
Toll-Free: (888) 490-9552
Fax: (520) 421-9899

Northeast Sales Office
9470 Pinecone Drive
Mentor, OH 44060
Tel: (440) 639-7230
Toll-Free: (800) 543-4764
Fax: (440) 639-7235

Southeast Sales Office
481 Munn Rd. Ste 225
Fort Mill, SC 29715
Tel: (520) 421-9988
Toll-Free: (800) 543-4764
Fax: (803) 802-1063

info@acousa.com
www.acousa.com

© November 2026 ACO, Inc.

All reasonable care has been taken in compiling the information in this document. All recommendations and suggestions on the use of ACO products are made without guarantee since the conditions of use are beyond the control of the company. It is the customer's responsibility to ensure that each product is fit for its intended purpose and that the actual conditions of use are suitable. ACO, Inc. reserves the right to change products and specifications without notice. **Print #IN301**